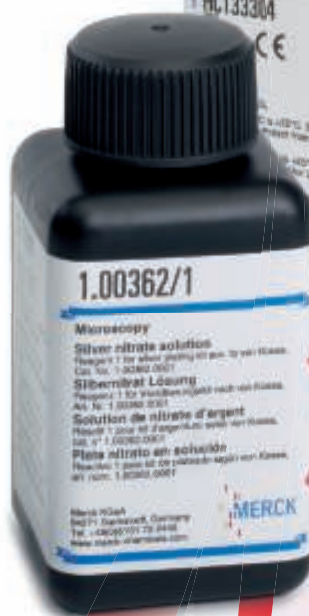


Silver staining kit acc. to von Kossa

- The Silver staining kit acc. to von Kossa – to detect calcium reproducible and simple
- The kit contains silver nitrate solution and sodium thiosulfate solution
- Staining is performed in cells
- The kit is capable of staining up to 300 specimens



Silver staining kit acc. to von Kossa to detect calcium deposits in tissue paraffin sections

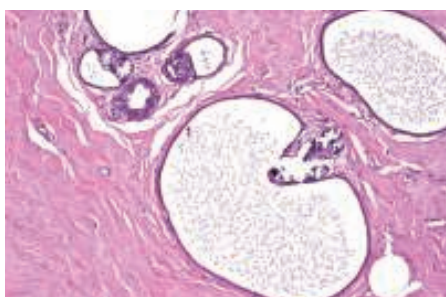
Tissue calcification can interfere with normal metabolic processes and lead to complications. Calcification also occurs in tumors.

Silver staining reactions are so sensitive that even trivial things can interfere with the process. The kit has been designed to make the detection of calcium reproducible and simple. In the von Kossa method, silver ions from silver nitrate solution react with the carbonate and phosphate ions of the calcium compounds, and the calcium ions are replaced with silver ions. The silver ions are reduced to metallic silver under defined exposure to light. Silver stains the argentaffinic calcium structures brown to black and these become clearly visible under the microscope.

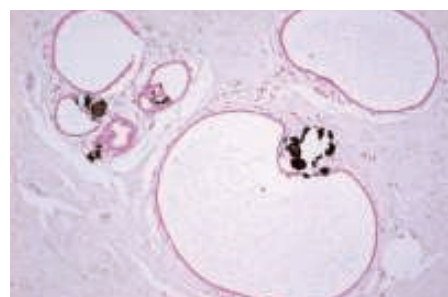
The critical event in silver staining is exposing the silver nitrate solution to light. This must be done with a defined quantity of energy and a defined distance between the cell and the light source. Instructions are provided in the package insert, which also contains trouble-shooting suggestions for other application errors.

It is important that the paraffin sections are not too thin in order that the target structures can be visualised with an intense result. The paraffin sections thickness should be 5–6 µm. The Silver staining kit acc. to von Kossa contains silver nitrate solution and sodium

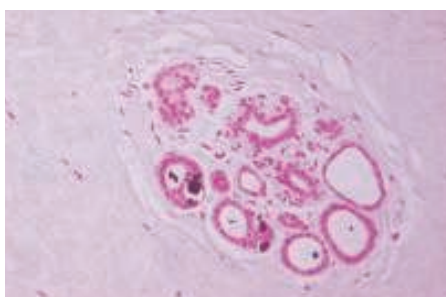
thiosulfate solution. Also needed to perform the stain is Nuclear fast red-aluminum sulfate solution 0.1%, Cat. No. 100121, which stains all non-argentaffinic structures of the material red. Staining is performed in cells, and the kit is capable of staining up to 300 specimens.



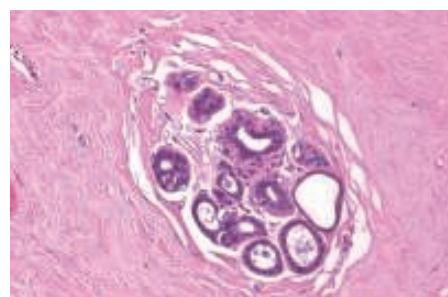
Paraffin section Mamma, H&E staining



*Paraffin section Mamma,
Silver staining kit acc. to von Kossa*



*Paraffin section Mamma,
Silver staining kit acc. to von Kossa*



Paraffin section Mamma, H&E staining

Ordering Information

Product	Package size	Ord. No.
Silver staining kit acc. to von Kossa	100 ml silver nitrate solution 100 ml sodium thiosulfate solution	1.00362.0001

Merck KGaA
64271 Darmstadt, Germany
E-mail: microscopy@merckgroup.com
www.merck-millipore.com

We provide information and advice to our customers to the best of our knowledge and ability, but without obligation or liability. Existing laws and regulations are to be observed in all cases by our customers. This also applies in respect to any rights of third parties. Our information and advice do not relieve our customers of their own responsibility for checking the suitability of our products for the envisaged purpose.